


# Power Lessons with Pear Deck™

Engaging students effortlessly with pre-made templates by Pear Deck



Wondering what kinds of questions to ask with Pear Deck? Our pre-made templates make it easy to create formative assessments and interactive activities. When you have 30 students in your class, it's hard to keep tabs on them all and know how they're doing. With the Pear Deck Add-on for Google Slides or Add-in for PowerPoint Online, you can drop in these formative assessment templates and have every single student actively engage with every question.

## How it works

- 1 Open a Google Slides or PowerPoint file, or create a new one to start from scratch.
- 2 Pick the formative assessment and activity templates that work best for your lesson and subject matter.
- 3 Change the text or image on the slide to customize your lesson.

## A quick tour

When your presentation is pear-fect, present using the button at the top of the sidebar.

Access ready-made templates from our template library.

Want to build a question from scratch? Select one of these question types to add a formative assessment to your current slide.

Pear Deck

Present Lesson Publish

TEMPLATE LIBRARY

**Our Template Library**  
Explore and add premade content to your lesson

FEATURED CONTENT

**Building Community**  
Cultivate a supportive learning community with these templates.  
[Learn More](#)

ASK STUDENTS A QUESTION

abc Text Choice 123 Number www Website Draw Draggable™

## Examples

Choose from templates that are best-suited for the beginning, middle, and end of class. Find Warm-ups and Bell-ringers under “Beginning of Lesson.” Quickly create interactive activities and checks for understanding under “During Lesson.” Drop in a quick Exit Ticket from the “End of Lesson” section. Check out these examples of what you’ll find.

**Beginning of Lesson**  
What do you wonder about today's topic?  
Students, write your response!

**During Lesson**  
Is this statement true or false?  
True  
False  
Students choose an option

**End of Lesson**  
Pretend your friend was absent from class today...  
Write what you would say if you had to explain the lesson to your friend.  
Students, write your response!


Jump-start lesson planning with resources that activate critical thinking and inquiry skills.




Math



Navigating the Media Minefield



Building Community



Critical Thinking






Social-Emotional Learning with Newsela






Professional Development

*and more!*



 [peardeck.com](https://peardeck.com)  
 [hello@peardeck.com](mailto:hello@peardeck.com)  
 [youtube.com/peardeck](https://youtube.com/peardeck)

 [twitter.com/peardeck](https://twitter.com/peardeck)  
 [facebook.com/peardeck](https://facebook.com/peardeck)  
 [instagram.com/pear\\_deck](https://instagram.com/pear_deck)