



TELESCOPIC SYSTEMS

 **husseyseating**[™]
YOUR PARTNER FOR SEATING SOLUTIONS

MAXAM[®]
Performance by Design

MAXAM+[™]
Telescopic Platform

GREAT PERFORMANCES

Engineered for versatility across a broad range of uses and locations, from school gymnasiums to sports and entertainment arenas, our telescopic platforms are primed to excel in even the most challenging audience environments. With meticulous engineering, our proven slant frame design stands prepared to deliver outstanding performance and reliability wherever they're deployed. Whether it's a high-energy sports match or a thrilling entertainment event, trust our telescopic platforms to rise to the occasion and exceed expectations.





Wood
Polydeck
Carpet
Extruded Aluminum

Slant Frame Design
Decking Options



Wood
Polydeck
Carpet
Extruded Aluminum

Classic Wood
CourtSide XC10™
CourtSide XCS12™

Seating Options

Classic Wood
CourtSide XC10
CourtSide XCS12
Club Bench
Premia™
Metro™
Quattro
Gallery3™



Total Package Graphics



Flex-Row™



Automatic Aisle Rails



Self Storing End Rails



10 Year

Understructure Warranty

10 Year

A NEW DIMENSION OF COMFORT

With Hussey Seating's diverse range of seating options, spanning from our Courtside modular gym seat to the Quattro collection, the dream of comfortable bleachers has become a tangible reality. Every seating selection we offer prioritizes ergonomic design principles, guaranteeing optimal comfort – a welcome revelation for your fans.

Scan QR Code
to learn more about our
Seating Options



SEATING OPTIONS

MAXAM / MAXAM+ SEATING OPTIONS



CLASSIC WOOD (MAXAM)

Classic wood boards are finger-jointed and made of the finest Southern Pine Grade B&B. Each board is triple sanded and finished with two UV cured coats of urethane for ultimate protection.



COURTSIDE XC10

CourtSide XC10 has an exclusive contoured seat design, with a gentle curvature from front to back and a gradual "waterfall" edge that alleviates pressure on the thighs, promoting comfort in any leg position. Its 10-inch (254 mm) width ensures ample space for seating.



COURTSIDE XCS12

CourtSide XCS12 is designed as the only gym seat module with ergonomic principles. It provides a personalized compound contoured seat with contemporary styling, dual texturing, and smooth waterfall edges. With a width of 12 inches (305 mm), the CourtSide XCS12 offers a blend of ergonomic comfort, design, performance, and value.

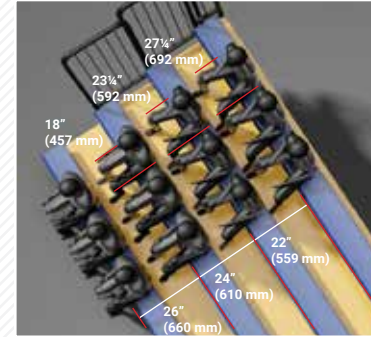


COURTSIDE W/ BACKREST

CourtSide backrest is ergonomically designed for maximum comfort to provide ideal low- to mid-back support. Designed for maximum fan safety and easy cleaning. One person can adjust up to seven interconnected backrests, reducing labor and costs. The CourtSide Backrest fits on both CourtSide seating options.

ROW SPACING

MAXAM® offers three different row spacing choices depending on capacity expectations. Standard dimensions are 22" (559 mm), 24" (610 mm), and 26" (660 mm). For larger gymnasiums or collegiate facility dimensions, MAXAM+™ allows for 30" (762 mm), 32" (813 mm), 33" (838 mm) or 34" (864mm) row spacing. As the row spacing increases, the required actual seat width decreases, influencing true seating capacity.



MAXAM+ SEATING OPTIONS



CLUB BENCH

The Club Bench closes into a small space, allowing for a minimum rise per row of just under 10 1/2" (260 mm). The manual folding, preformed plywood seat and back come with your choice of upholstery. Also available without the backrest.



PREMIA - UPHOLSTERED/POLY

With a sprung foam seat and back, the fully upholstered Premia chair offers big comfort in a small package. This low-maintenance chair with folding backrest offers an innovative way to provide ergonomic comfort in a compact individual chair with semi-automatic operation.



METRO - UPHOLSTERED/POLY

Metro has a unique design that blends comfort with style. Crafted from advanced engineering polymers, the seat offers various widths and full line of arm options and accessories. Available in Polymer or Upholstered seat and back options.



QUATTRO

The Quattro Collection blends the comfort of a premium auditorium chair with the flexibility of telescopic seating platform, making these high value locations truly the best seats in the house. Designed to decrease labor costs and changeover time, platforms with Quattro can efficiently change from stored to event-ready in minutes.



GALLERY3

Gallery3's contemporary European styling gives your facility a fresh look and enhances the experience of your patrons. With multiple chair widths available, your attendees will enjoy even lengthy performances. These rail-mounted seats with a surprisingly slim envelope can be event ready with minimal effort.

THE TOTAL PACKAGE

Transform your gymnasium with our innovative Total Package Graphics Program. Ignite team spirit and community pride through a variety of options including vibrant rail colors, CourtSide contour backrests, custom seat logos, bold safety end closures, and inventive StepSigns™ and CourtSigns™ - to name a few. Showcase your school's spirit with the XtremeLogo™, featuring your mascot or logo on bleacher sections using a durable process for a lasting impression. With endless customization, transform your space into an electrifying arena.

Scan QR Code
to learn more about the
Total Graphics Package



XTREMELOGO

The cornerstone of the Total Package Graphics Program, the XtremeLogo places your school's mascot or logo on a grand scale in the center of your bleacher sections. Using a proprietary graphic transfer process, your XtremeLogo is permanently bonded to the CourtSide bleacher seats – no peeling, scuffing or scratching. Whether the bleachers are opened or closed, your logo will impress.



COURTSIDE GRAPHIC LOGO

CourtSide gym seat modules offer a spot for every fan to see your school's logo or mascot at the end of each seating area. These durable, full-color custom graphic logos can even be individually customized for section designation.



STEPSIGNS

These ultra-durable full-color signs are applied to the front of bleacher aisle steps during installation. Offering full-color to single color imprinting, they are a great place to remind students, fans and competitors of your school motto or spirit message.



COURTSIGNS

Featuring the same material and imprinting options as StepSigns, CourtSigns are applied to the bleacher skirt boards during installation. Their longer runs and placement make them ideal for ringing the court with your school name.



MEDIA PLATFORM

The rail sleeves of both detachable or permanently installed Media Platforms are the perfect spot to bring together your full-color logo, mascot, school name and spirit message to top off your bleachers with a message visible from anywhere in your gym.



SAFETY END CLOSURE CURTAIN

MAXAM® bleacher end curtains boost gym security while displaying your school pride. Vibrant full-color customization can run all the way off the edges in large full-bleed designs to wow people with your spirit as soon as they walk in the door.




BACKRESTS AND SEAT SPACERS

Contrasting color CourtSide CB contoured bleacher backrests deliver truly comfortable bleacher seating and turn up the spirit. They can be incorporated anywhere on your bleachers, with or without seat spacers.



COLORED RAILS

Your bleacher aisle, end, front and rear rails carry on your school's color scheme in one or more colors. Choose from a variety of standard color options or custom color matching to bring out school pride with a punch of color.



AUTO-ROTATING CENTER AISLE RAILS

This patented rail is permanently mounted to the bleacher, and automatically rotates to the proper open or closed position as you operate the bleacher with the push of a button. No tools, no labor, no more missing or improperly positioned rails.



STANDARD COLORS

The CourtSide XC10 and XCS12 are available in 15 standard colors. For accent lines, attention-grabbing signature logos or sticking with a solid color theme, CourtSide is your ideal seat. Production polymer and powder coat colors can vary from printed samples shown, so Hussey Seating makes sample chips available upon request. Custom color matches are also available.

FLEX-ROW™

Flex-Row paves the way for your facility to easily accommodate the most challenging team sport and public access seating requirements. Create an endless variety of configurations to accommodate constantly changing needs like team seating, wheelchair access and scorer's tables.

In its unused position, Flex-Row maintains a standard telescopic bleacher appearance. In only minutes, you can easily re-configure your first bleacher row into any number of lock-in layouts to provide a variety of ADA solutions instead of just one. From a single wheelchair with a seated companion all the way up to a group of several wheelchairs, Flex-Row can handle them all.



*Scan QR Code to
watch video and
learn more about
Flex-Row*



Standard open bleacher arrangement



Open bleachers using Flex-Row to create ADA seating and scorer's table areas



Closed bleachers using Flex-Row for practice team seating

Easy-access activator, no remote or operation pendant required



Flex-Row does not need keys, special tools, power, remotes or pendants to operate Flex-Row. The concealed mechanism is easy to operate with just a pull of a lever by your facility staff, coaches or even your faculty.

WALL ATTACHED

Our most popular telescopic gym seating solution. Wall attached systems are supplied in 3 to 30 tier banks, are extremely adaptable, and efficiently recover floor space, allowing you to easily get the most out of your facility at all times.



*Scan QR Code
to learn more*




REVERSE-FOLD

Often utilized for balcony seating areas, reverse-fold systems retract from back to front to create additional space behind the unit. This space can be used for practice areas, batting cages, volleyball, gymnastics or any wide array of uses. Add back panels for a cleaner look, more versatility and improved safety.



*Scan QR Code
to learn more*



RECESSED

This system utilizes a pocket in the wall to house the bleacher when closed. The ends may or may not be exposed, and the bleacher is hidden from view typically under a balcony or mezzanine. Recessed bleachers are outfitted with upper and lower tracking guides, removable end rails, and can accommodate custom transition steps to the balcony when required.



*Scan QR Code
to learn more*



PORTABLE

These bleacher sections allow you to easily move and store bleachers where you want them. Create any number of custom seating layouts for different events. Units may be equipped with locking floor pintels for extra safety and security.



*Scan QR Code
to learn more*



FREESTANDING

With a heftier rear column that's permanently secured to the floor, these bleachers provide design flexibility for buildings that can't support wall loading or where wall loading is marginal.

MAXAM 1™

One person - one minute. We engineered MAXAM 1™ Portable Bleachers to be operated by a single person. Gas struts provide a controlled descent and lift assistance to ensure easy operation.



HIGH HUMIDITY




Our MAXAM High Humidity platform is engineered to thrive even in high-humidity environments. With the added convenience of integral power or power assist options, effortlessly open and retract your system to regain valuable floor space. Experience innovation that stands the test of moisture and offers unparalleled convenience.



POOLSIDE

Our MAXAM Poolside platform, designed to provide ultimate comfort and capacity by the pool. Featuring manual telescopic platforms built to endure high-humidity settings while retracting to reclaim floor space when not in use.





UNDERSTRUCTURE

Performance, Flexibility and Safety



Scan QR Code to watch video and learn more

A. POSI-LOCK™ LX

These automatic row locks prevent accidental closure when the system is in use. This patented, innovative, low-profile design minimizes the chance of accidental damage, ensuring consistent operation.

B. NOSE & RISER BEAM

These rolled form structural members provide continuous deck support, and are through-bolted to the frame and stabilizers. These designs deliver unparalleled strength, durability and rigidity.

C. CONTINUOUS POSITIVE INTERGLIDE



This interlocking glide system is a rigid, one-piece formed design which tracks better and operates easier than systems with 1/2" (13 mm) row to row engagement. The 10" (254 mm) minimum interlock provides the industry's most rigid, stable design. Our wheels are 5" (127 mm), resulting in less rolling friction.

D. CAPTIVE INTERLOCK & ADJUSTABLE ROW STOPS

The Captive Interlock System engages and aligns deck to deck. In addition, MAXAM® can be configured for three different row-spacing setups—adjustable on-site if required. MAXAM incorporates three stabilizer assemblies per section to provide improved tracking and stability.

E. INDEPENDENTLY LOCKING FLEX-ROW™

Each Flex-Row is equipped with an independent self-locking mechanism to deliver maximum flexibility, performance and safety.



F. FULL-LENGTH CAPTURED DECKING

Decking is captive in the riser beam and rests on the nose, firmly secured by the seat bracket. This system provides a stiff, secure walking surface with no exposed hardware. MAXAM is the only telescopic gym seat that utilizes transverse decking, using decking materials in accordance with their industry span rating. Thoroughly load tested and independently verified, MAXAM's continuous full-length deck support system provides an enhanced level of performance, safety and stability.

G. SLANT FRAME DESIGN

Load-tested and certified for 30 tier single stack sections up to 25' 6" (7772 mm), our slant frame design delivers improved cantilever strength and capacity. It also simplifies the installation process, reducing downtime for the facility. Critical support areas are all fastened with bolts, lock washers and hex nuts. Only MAXAM incorporates a steel to steel connection where the frame meets the wall, creating a stronger union and a safer gym seat.

H. TENSION BRACING

Through bolted to the frame to provide additional stability. All bracing is coined to remove sharp edges, and all ends are rounded for safety.



POWER

We have a solution that works for you and your facility



A. WIRELESS REMOTE

All of the built-in safety features of our standard pendant control, with the additional convenience and freedom of movement offered by wireless operation.

B. PENDANT CONTROL

Pendant controls allow the operator to see the entire bank as it opens and closes—an important safety precaution. The pendant control can be easily removed to prevent unauthorized use.

C. POWER ASSIST

Portable power permits one person to open and close manual sections by moving the tractor from section to section. Operates on standard 115 volt 20 amp service.

D. INTEGRAL POWER

MAXAM's Powered Frame design applies force where needed—at the frames—and allows for better tracking over uneven floors. With four power options available, you buy only the power you need.



Scan QR Code to watch video and learn more about our Power Options



SAFETY

Your first priority, our first priority



A. SAFETY END-CLOSURE CURTAINS

Prevent unauthorized access to the underside of the bleacher, misuse that can result in injury, vandalism and potential liability risk. With Hussey Seating Safety End-Closure Curtains, you can boost gym security while displaying your school pride. Built school-tough, they work beautifully and securely on new or existing bleachers.

B. SELF-STORING END RAILS

This stylish self-storing rail is designed to meet the most stringent codes for rail loading and sphere passage. Add 12" (305 mm) to bank length for each railed end.

C. FIXED FRONT AND REAR RAILS

An ideal solution for truncations, elevated front aisles, freestanding, portables and reverse fold systems. All rails maintain a consistent design appearance.

D. SURE-STEP

The new hinged front aisle step ensures a step is always ready for patrons. Simply flip the step down for patron use and flip it up when closing and storing the bleacher. Equipped with free rolling wheels, you can also leave the step extended when opening and closing saving you even more time. Operational and patron safety is always our priority, and we know it's yours too.



E. MOTION MONITOR

Audio-visual warning for an integrally powered unit that provides a flashing light with self-contained warning horn. Rated at 85 dB, it activates when bleachers are in motion.

F. AISLE STEPS



Intermediate steps at each vertical aisle are mounted to the deck providing code-compliant rises and tread depth. Steps are fitted with non-skid strips and offer rounded edges to enhance safety.


G. LIMIT SWITCH

Limit switches ensure the motor stops once the bank is completely open or closed.

H. ELEVATED FRONT AISLE

Elevated front aisles start at various heights and run the length of the first row of the bleacher. EFA's improve sight lines and are ideal installations for hockey rinks and more. All can be outfitted with front rails, end rails, front panels or access stairs. An ideal solution to facilitate egress and accommodate your individual building requirements. Access stairs can be added as an option.





NORTHEAST			
HOME	PERIOD	VISITOR	TIME
PTS	1	PTS	00:00
REB	2	REB	
AST	3	AST	
FT	4	FT	
3PT	5	3PT	
FOULS	6	FOULS	
WON	7	WON	

NORTHEAST




DESIGN RESOURCES

Dream, Envision, Excite



Computer rendering



Actual finished gymnasium

When you partner with Hussey Seating, you get more than expert engineering, proficient project management, and courteous customer service – you also benefit from cutting-edge technology. Our staff of experienced engineers and drafters leverage the latest building information modeling (BIM) software to bring your vision to life so you can purchase with confidence.

Visualize your design with 3D models of our esteemed seating solutions in an accurate virtual rendering of your facility. Explore concepts in real-time with virtual walks or flythroughs to explore every corner and evaluate ideas quickly. See accurate representations of dimensions, colors, and finishes and to facilitate decision-making. Easily and clearly convey your design to key stakeholders to gain support, build excitement, and raise funds. Make an informed decision and purchase with confidence.

OUR DESIGN SERVICES HELP YOU:

- Visualize Hussey Seating in Your Venue
- Facilitate Color and Finish Selections
- Explore Immersive 3D Models
- Convey Your Design to Stakeholders
- Build Community Excitement
- Support Fundraising Drives
- Purchase with Confidence



Scan QR Code to watch video and learn more



SERVICE & REPAIR

Code Inspections, Parts and Renovation

Hussey Seating Company is committed to providing service for the life of our products. Our team of experts has decades of experience helping operations and conversion staff at professional and collegiate sports and entertainment venues of all sizes.

Maximize the life of your fixed and telescopic seating with factory certified inspections, preventative maintenance, and repair services. Upgrade your fan experience with certified OEM parts and renovation. Whether you need repairs or capital planning for future projects, Hussey Seating is here to meet all your fixed and telescopic seating needs.

For more information regarding all of our parts, renovation services, literature and design assistance please visit our **National Services and Repair** webpage at **HusseySeating.com**

A. INSPECTIONS

Identify structural, operational, liability, and safety concerns before they become an issue.

B. DETAILED REPORT

Receive a detailed report about the status of your seating and the "must do" and "should do" list of items.

C. MAINTENANCE

Preventative maintenance and repair from factory trained and certified technicians ensures your telescopic seating systems are ready.

D. ANNUAL INSPECTION PROGRAM

Enrollment in our Annual Inspection Program is simple and easy.

E. ICC 300 COMPLIANT

Feel good knowing your facility's seating system is ICC 300 compliant.



**CONTACT YOUR LOCAL
HUSSEY DEALER**

CALL TOLL FREE (USA):
1-800-353-3308
or scan the QR Code



Dimensional Data

* See Dimensional Notes below

MAXAM® Open Dimensions							MAXAM Closed	
Number of Rows	22" Spacing	559 mm Spacing	24" Spacing	610 mm Spacing	26" Spacing	660 mm Spacing		
2	3'-3"	991	3'-3"	991	3'-3"	991	3'-3"	991
3	5'-1"	1550	5'-3"	1601	5'-5"	1651	3'-4"	1016
4	6'-11"	2109	7'-3"	2210	7'-7"	2312	3'-5"	1017
5	8'-9"	2667	9'-3"	2820	9'-9"	2972	3'-5"	1042
6	10'-7"	3226	11'-3"	3429	11'-11"	3633	3'-6"	1042
7	12'-5"	3785	13'-3"	4039	14'-1"	4293	3'-6"	1042
8	14'-3"	4344	15'-3"	4649	16'-3"	4953	3'-6"	1067
9	16'-1"	4903	17'-3"	5258	18'-5"	5614	3'-7"	1068
10	17'-11"	547	19'-3"	5868	20'-7"	6274	3'-7"	1093
11	19'-9"	6020	21'-3"	6477	22'-9"	6935	3'-7"	1118
12	21'-7"	6579	23'-3"	7087	24'-11"	7595	3'-8"	1118
13	23'-5"	7138	25'-3"	7697	27'-1"	8255	3'-8"	1118
14	25'-3"	7697	27'-3"	8306	29'-3"	8916	3'-9"	1118
15	27'-1"	8255	29'-3"	8916	31'-5"	9576	3'-9"	1143
16	28'-11"	8814	31'-3"	9525	33'-7"	10237	3'-10"	1169
17	30'-9"	9373	33'-3"	10135	35'-9"	10897	3'-10"	1169
18	32'-7"	9932	35'-3"	10745	37'-11"	11557	3'-10"	1169
19	34'-5"	10491	37'-3"	11354	40'-1"	12218	3'-11"	1194
20	36'-3"	11049	39'-3"	11964	42'-3"	12878	3'-11"	1194
21	38'-1"	11608	41'-3"	12573	44'-5"	13538	4'-0"	1220
22	39'-11"	12167	43'-3"	13183	46'-7"	14199	4'-0"	1220
23	41'-9"	12726	45'-3"	13793	48'-9"	14859	4'-0"	1220
24	43'-7"	13285	47'-3"	14402	50'-11"	15520	4'-1"	1245
25	45'-5"	13843	49'-3"	15012	53'-1"	16180	4'-1"	1245
26	47'-3"	14402	51'-3"	15621	55'-3"	16841	4'-2"	1270
27	49'-1"	14961	53'-3"	16231	57'-5"	17501	4'-2"	1270
28	50'-11"	15520	55'-3"	16841	59'-7"	18161	6'-4"	1931
29	52'-9"	16079	57'-3"	17450	61'-9"	18822	6'-4"	1931
30	54'-7"	16637	59'-3"	18060	63'-11"	19482	6'-5"	1956

* See Dimensional Notes below

MAXAM+™ Open Dimensions									MAXAM+ Closed	
Number of Rows	30" Spacing	762 mm Spacing	32" Spacing	813 mm Spacing	33" Spacing	838 mm Spacing	34" Spacing	864 mm Spacing	Add 1" for 34" row spacing	
2	3'-10"	1169	3'-10"	1169	3'-10"	1169	3'-11"	1169	3'-10"	1169
3	6'-4"	1931	6'-6"	1982	6'-7"	2007	6'-8"	2032	3'-11"	1194
4	8'-10"	2693	9'-2"	2794	9'-4"	2845	9'-6"	2896	4'-0"	1220
5	11'-4"	3455	11'-10"	3607	12'-1"	3683	12'-4"	3760	4'-0"	1220
6	13'-10"	4217	14'-6"	4420	14'-10"	4522	15'-2"	4623	4'-1"	1245
7	16'-4"	4979	17'-2"	5233	17'-7"	5360	18'-0"	5487	4'-1"	1245
8	18'-10"	5741	19'-10"	6046	20'-4"	6198	20'-10"	6350	4'-1"	1270
9	21'-4"	6503	22'-6"	6858	23'-1"	7036	23'-8"	7214	4'-2"	1270
10	23'-10"	7265	25'-2"	7671	25'-10"	7874	26'-6"	8078	4'-2"	1270
11	26'-4"	8027	27'-10"	8484	28'-7"	8713	29'-4"	8941	4'-3"	1296
12	28'-10"	8789	30'-6"	9297	31'-4"	9551	32'-2"	9805	4'-3"	1296
13	31'-4"	9551	33'-2"	10110	34'-1"	10389	35'-0"	10668	4'-3"	1296
14	33'-10"	10313	35'-10"	10922	36'-10"	11227	37'-10"	11532	4'-4"	1321
15	36'-4"	11075	38'-6"	11735	39'-7"	12065	40'-8"	12396	4'-4"	1321
16	38'-10"	11837	41'-2"	12548	42'-4"	12904	43'-6"	13259	4'-5"	1347
17	41'-4"	12599	43'-10"	13361	45'-1"	13742	46'-4"	14123	4'-5"	1347
18	43'-10"	13361	46'-6"	14174	47'-10"	14580	49'-2"	14986	4'-6"	1347
19	46'-4"	14123	49'-2"	14986	50'-7"	15418	52'-0"	15850	4'-6"	1372
20	48'-10"	14885	51'-10"	15799	53'-4"	16256	54'-10"	16713	4'-6"	1372
21	51'-4"	15647	54'-6"	16612	56'-1"	17095	57'-8"	17577	4'-7"	1397
22	53'-10"	16409	57'-2"	17425	58'-10"	17933	60'-6"	18441	4'-7"	1397
23	56'-4"	17171	59'-10"	18238	61'-7"	18771	63'-4"	19304	4'-7"	1397
24	58'-10"	17933	62'-6"	19050	64'-4"	19609	66'-2"	20168	4'-8"	1423
25	61'-4"	18695	65'-2"	19863	67'-1"	20447	69'-0"	21032	4'-8"	1423
26	63'-10"	19457	67'-10"	20676	69'-10"	21286	71'-10"	21895	4'-9"	1448
27	66'-4"	20219	70'-6"	21489	72'-7"	22124	74'-8"	22759	4'-9"	1448
28	68'-10"	20981	73'-2"	22302	75'-4"	22962	77'-6"	23622	6'-11"	2286
29	71'-4"	21743	75'-10"	23114	78'-1"	23800	80'-4"	24486	6'-11"	2286
30	73'-10"	22505	78'-6"	23927	80'-10"	24638	83'-2"	25350	7'-0"	2312

* See Dimensional Notes

MAXAM and MAXAM+ Overall Seat Height						
Number of Rows	9 5/8" Rise	244 mm Rise	11 5/8" Rise	295 mm Rise	16" Rise	406 mm Rise
2	2'-2 1/4"	677	2'-4 1/4"	728	2'-10 1/4"	870
3	3'-0 1/4"	921	3'-4 1/4"	1023	4'-2 1/4"	1277
4	3'-9 1/4"	1168	4'-3 1/4"	1318	5'-6 1/4"	1683
5	4'-7 1/2"	1410	5'-3 1/2"	1613	6'-10 1/4"	2090
6	5'-5 1/4"	1655	6'-3 1/4"	1909	8'-2 1/4"	2496
7	6'-2 3/4"	1899	7'-2 3/4"	2204	9'-6 1/4"	2902
8	7'-0 3/4"	2144	8'-2 3/4"	2499	10'-10 1/4"	3309
9	7'-10"	2388	9'-2"	2794	12'-2 1/4"	3715
10	8'-7 3/4"	2633	10'-1 1/4"	3090	13'-6 1/4"	4122
11	9'-5 1/4"	2877	11'-1 1/4"	3385	14'-10 1/4"	4528
12	10'-2 3/4"	3122	12'-0 1/4"	3680	16'-2 1/4"	4934
13	11'-0 1/2"	3366	13'-0 1/2"	3976	17'-6 1/4"	5341
14	11'-10 1/4"	3610	14'-0 1/4"	4271	18'-10 1/4"	5747
15	12'-7 3/4"	3855	14'-11 1/4"	4566	20'-2 1/4"	6154
16	13'-5 1/4"	4099	15'-11 1/4"	4861	21'-6 1/4"	6560
17	14'-3"	4344	16'-11"	5157	22'-10 1/4"	6966
18	15'-0 3/4"	4588	17'-10 1/4"	5452	24'-2 1/4"	7373
19	15'-10 1/4"	4833	18'-10 1/4"	5747		
20	16'-7 3/4"	5077	19'-9 1/4"	6043		
21	17'-5 1/2"	5322	20'-9 1/4"	6338		
22	18'-3 1/4"	5566	21'-9 1/4"	6633		
23	19'-0 3/4"	5811	22'-8 3/4"	6928		
24	19'-10 1/4"	6055	23'-8 3/4"	7224		
25	20'-8"	6300	24'-8"	7519		
26	21'-5 3/4"	6544				
27	22'-3 1/4"	6789				
28	23'-0 3/4"	7033				
29	23'-10 1/2"	7278				
30	24'-8 1/4"	7522				

* DIMENSIONAL NOTES:

- The Open Dimension of bleacher is increased by the depth of front steps when required to access the aisles on front-loaded seating systems.
 - MAXAM Add: 11 3/4" (299mm) to Open Dimension w/ CourtSide Seats
 - MAXAM+ Add: 1'-3 1/4" (388mm) to Open Dimension w/ CourtSide Seats
 - MAXAM+ Add: 1'-4 1/2" (420mm) to Open Dimension w/ Chairs
- Open and Closed Dimensions are for wall attached application.
 - For Portable Application Add: 2 1/4" (57mm) to Open and Closed Dimensions
 - For Free Standing Application Add: 2 1/4" (57mm) to Open and Closed Dimensions
 - For Reverse Fold Application Add: 2 1/4" (57mm) to Open Dimension
 - For Reverse Fold Application Add: 2 1/4" (57mm) + Row Spacing to Closed Dimension
 - For Recessed Application Add: 6" (157mm) to Closed Dimension for Minimum Recess Depth
- For Recessed Applications Add: 2 1/4" (64mm) to seat height for minimum recess height.
- The chart above identifies Maximum number of rows for wall attached section lengths 16'-6" (5029mm) or greater.
- SPECIAL NOTE: For complete dimensional charts referring to smaller sections and other applications including product limitations please reference FASTFACTS or ask your local dealer for details.



About Hussey Seating Company

Hussey Seating Company, founded in 1835, is a leading global provider of spectator seating solutions for the sports and entertainment, education, and performing arts markets. Through customer-centric engineering and design, Hussey Seating is committed to creating exceptional seating that brings families and communities together to create lasting memories. Hussey Seating products can be found in more than 75 countries and are available from more than 60 representative dealerships around the world.

Learn more at www.husseyseating.com.

News & Updates

Web: HusseySeating.com

Facebook: facebook.com/HusseySeating

X: x.com/husseyseating

YouTube: youtube.com/user/hscpublic

LinkedIn: linkedin.com/company/hussey-seating-company

Resources

For all of MAXAM & MAXAM+ accessories, surface materials, fast facts, environmental data sheets and more go to www.husseyseating.com.

Partnerships & Associations



Learn more at www.husseyseating.com/partners

Warranty

Our factory-backed warranty is the best in the industry.

Telescopic Warranty

10 years:

Structural Component parts of Understructure

5 years:

Decking Systems including aisle steps and rails

Seating Collections

Electrical: Aisle Lights & Power Systems

Portable & Integral Dolly Systems

End Closure Curtains

Surface Material Finishes: Polymer & Powder Coat

Surface Material Finishes: Wood Veneer

Expert Support

It's standard equipment on every Hussey product.

- Safety Inspections
- Service Contracts
- Accessories
- Custom Fabrication
- Factory-Certified Parts
- Renovation & Repair

Toll-Free (USA) 1.800.353.3308



husseyseating[™]

REGIONAL SERVICE CENTER



MAXAM
Performance by Design



MAXAM+
Telescopic Platform



husseyseatingTM
YOUR PARTNER FOR SEATING SOLUTIONS

38 Dyer Street Extension
North Berwick, Maine 03906 USA
Toll Free (USA) 1.800.341.0401
Tel: +1.207.676.2271
Fax: +1.207.676.2222
info@husseyseating.com
www.husseyseating.com

Regional Offices:
Europe
Hussey Seatway
www.husseyseatway.com
Asia-Pacific & Middle East
Hussey Asia-Pacific
www.husseyasiapacific.com



Contact your local dealer
to schedule a consultation
by scanning the QR code.