

SURFACE MATERIAL SELECTOR

1. Select your Seating

AVAILABLE PRODUCTS



MAXAM /
MAXAM1



MAXAM+ / MXP



METRO /
GALLERY 3 /
PREMIA



QUATTRO
COLLECTIONS



QUATTRO
PERFORMANCE



STADIUM

2. Select from the available materials for that seating

AVAILABLE MATERIALS



FABRIC



LAMINATE



WOOD



VENEER



POLYMER



POWDER COAT

***Choose your desired sample(s)**



Ash - Brighton
Walnut



Ash - Ebony



Ash - Natural
Finish



Ash - Natural
Pear






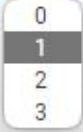
Ash - Versailles
Anigre

3. ADD your sample selection (s) to your cart




*Choose the number of samples you would like (Limit 3)


SELECTED SAMPLES


Requested Wood Sample 1   ASH - NATURAL FINISH 


4. When done, Click Checkout

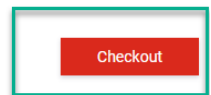
SELECTED SAMPLES

Requested Fabric Sample 1   ABSECON MILLS - DEL MAR MARS RED 


Requested Wood Sample 1   MAPLE - EBONY 

Requested Powder Sample 1   411 SLATE 


Requested Powder Sample 2   GRAPHITE 




5. Enter your name, business name, address, email address and phone number

 Fields with * are required

Order Your Samples (Shipping Information)

 Enter Ship to Information below to order your samples.


Project Name	<input type="text" value="HSC"/>
First Name *	<input type="text" value="Sally"/>
Last Name *	<input type="text" value="Lane"/>
Job Title	<input type="text"/>
Organization Name *	<input type="text" value="Howz"/>
Organization Website	<input type="text"/>
Email Address *	<input type="text" value="myemail@yahoo.com"/>
Phone Number *	<input type="text" value="123-456-7890"/>
Country *	<input type="text" value="UNITED STATES"/> 
Address *	<input type="text" value="123 3rd Street"/>

6. Click Continue

[Continue](#)

7. Click Create an Account

Requesting Surface Material Order
From Hussey:

 [Login](#)

 [Create an Account](#)

1. Click "Login" or "Create an Account"
2. Then Click Request Order
3. Click "Submit Request"

Configuration Links

Design Reports

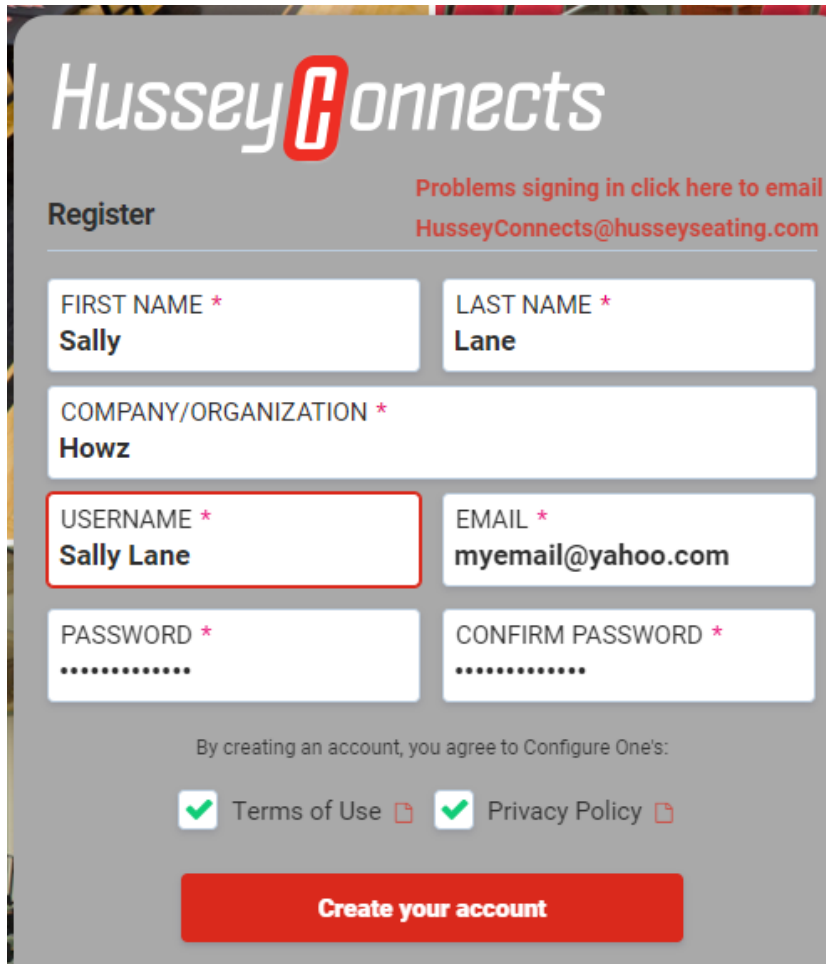
[Scheduled Items](#)

Scheduled Items

ITEM #	DESCRIPTION	QUANTITY
4575765	FABRIC SWATCH SAMPLES GIABSECON MILLS DEL MAR MARS RED	1
4579090	WOOD SAMPLES MAPLE - EBONY	1
4579767	POWDERCOAT CHIP SAMPLES 411 SLATE	1
4579766	POWDERCOAT CHIP SAMPLES GRAPHITE	1



8. Wait for the confirmation email from Hussey, then fill in the requested information to finish creating your account.



The image shows a registration form for HusseyConnects. The form is titled "Register" and includes a link for "Problems signing in" with the email address "HusseyConnects@husseyseating.com". The form fields are: FIRST NAME (Sally), LAST NAME (Lane), COMPANY/ORGANIZATION (Howz), USERNAME (Sally Lane), EMAIL (myemail@yahoo.com), PASSWORD (masked with dots), and CONFIRM PASSWORD (masked with dots). Below the form, there are two checked checkboxes for "Terms of Use" and "Privacy Policy". A red button labeled "Create your account" is at the bottom.

HusseyConnects

Register [Problems signing in click here to email HusseyConnects@husseyseating.com](mailto:HusseyConnects@husseyseating.com)

FIRST NAME *
Sally

LAST NAME *
Lane

COMPANY/ORGANIZATION *
Howz

USERNAME *
Sally Lane

EMAIL *
myemail@yahoo.com

PASSWORD *
.....


CONFIRM PASSWORD *
.....

By creating an account, you agree to Configure One's:

Terms of Use Privacy Policy

Create your account

NOTES: Make sure your password is a minimum of 10 characters long. Also include upper case, lower case and a special character (!@#\$%^&*) in your password. If the password or information is not correct or does not match, then you may have a "grayed out" Create your account button.



*** Make sure you check your email to activate your account and click on the link in the email.**

9. Click on Submit order link in the email