



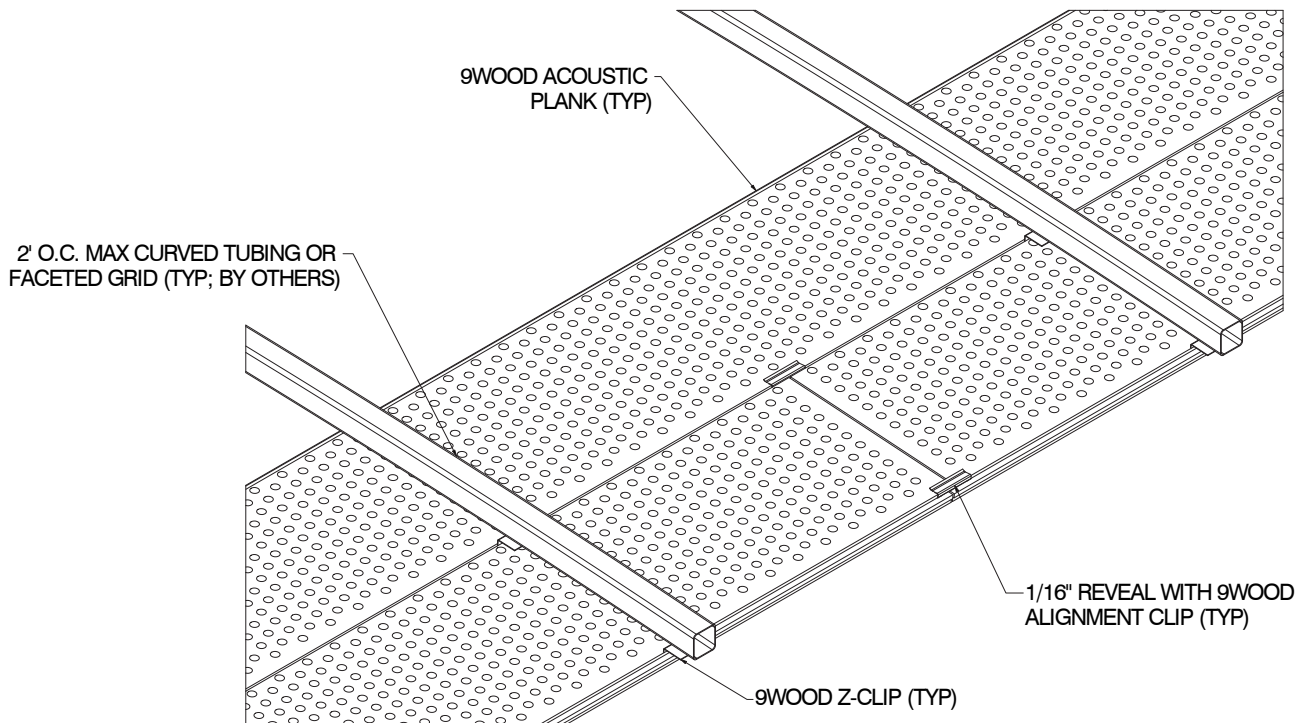
8300 Data Sheet

SERIES: 8000 WOOD WAVES

STYLE: 8300 ACOUSTIC WAVE



Overview



The **8300 Acoustic Wave** wood ceiling offers a design with fine linear grooves for a vaulted or undulating ceiling. Typical planks are 192 mm (7 9/16") wide, with 1/16" wide grooves spaced apart 8mm (5/16") or 16mm (5/8") on center. Due to required fabrication tolerances, engineered veneered wood composites must be used. Member lengths are 4' and 8' (nominal) long.

Attachment for the Acoustic Wave is via progressive install, utilizing the 9Wood Z-Clip.





8300 Data Sheet



SERIES: 8000 WOOD WAVES

STYLE: 8300 ACOUSTIC WAVE

Product Data

Application

The Acoustic Wave provides a curved fine linear groove appearance while providing superior acoustic attenuation. A curved suspension system is first installed (curved T-Bar or radiused tubing). Then the planks are progressively installed to the radiused suspension system using clips. Access is through strategically located access panels or from room perimeters.

Performance

Acclimatization

Acoustic Wood Waves must be cared for in a controlled interior environment (RH 25%-55% max; temp. 60°-80°) and installed only after reaching equilibrium moisture content. Should the building fall outside these limits consult 9Wood, Inc. for our 3 Tests/3 Tracks Acclimatization Advisory.

Acoustics

The Acoustic Wood Wave enhances acoustics with Sound-Tex™ acoustic scrim, factory-attached to the back side. For added sound attenuation, extra fiberglass absorptive material can be placed within the T-Bar grid. Insulation is typically provided locally.

Fire Rating

Individual members and components can be coated with Class I (A) Fire Retardant chemicals (solid wood use FR coatings, veneered particleboard use FR formulas). Particular species or styles have not been tested.

LEED

Acoustic Wood Waves may qualify toward MR-3, MR-4.1/4.2, MR-5.1/5.2, MR-6, MR-7, IEQ-4.2 or IEQ-4.4. As all products are custom-fabricated, LEED credit opportunities are project by project. Please contact 9Wood, Inc. for specifics.

MEP

The Acoustic Wood Wave permits MEP penetrations in the ceiling's surface. Cut panels may require supplemental reinforcement. Fixtures and diff users must be independently supported.

Seismic

Clips are typically mechanically screwed to T-Bar for seismic compliance. Please consult local code or a licensed engineer for any additional requirements.

Species & Finishes

9Wood can offer both domestic and imported species for the Acoustic Wood Wave. Clear, satin sheen finish is standard; custom stain matches are available.

Suspension

Acoustic Wood Waves are directly attached to curved 15/16" T-Bar main runners or radiused 1" x 1" tubing. T-Bar or tubing is typically 2' on center.

System Weight

Acoustic Wood Waves typically weigh 3 pounds per square foot or less.



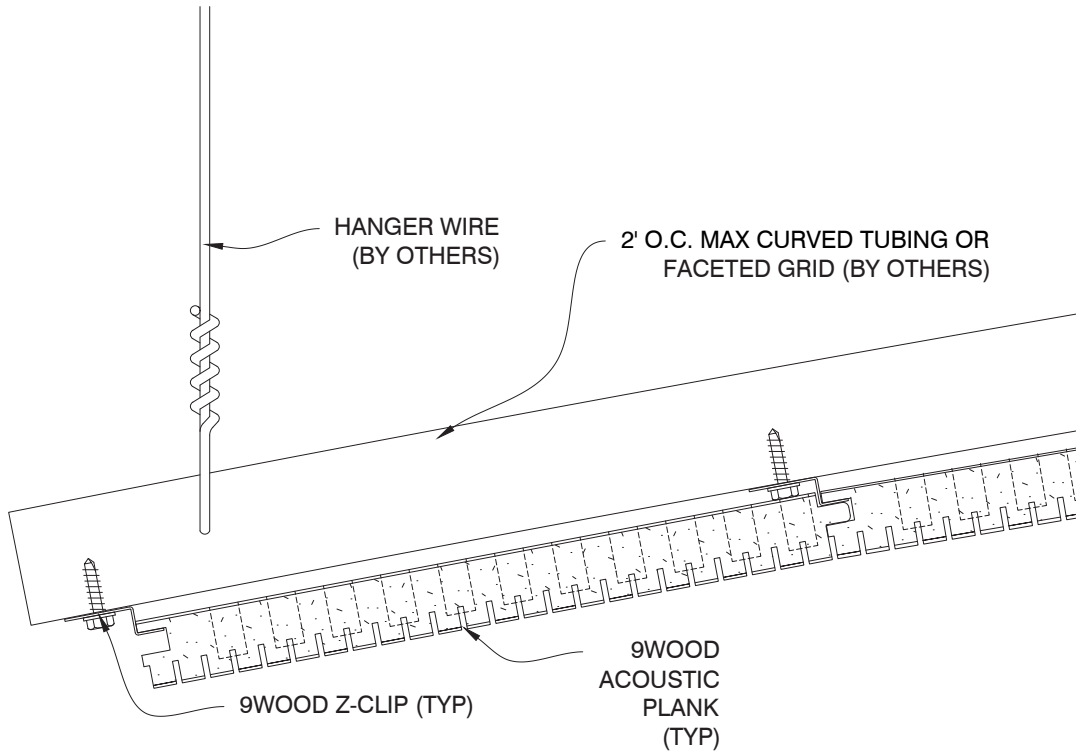
8300 Data Sheet



SERIES: 8000 WOOD WAVES

STYLE: 8300 ACOUSTIC WAVE

Typical Specifications



SKU Table

Kerf O.C. Spacing	Kerf Width		
	1/16"	1/8"	1/4"
1/4"	83-3108-2	83-3108-4	
1/2"	83-3116-2	83-3116-4	83-3116-8
1"	83-3132-2	83-3132-4	83-3132-8

* All members 7 9/16" x 3/4"

** Please see 9wood.com for information on appropriate species selections.



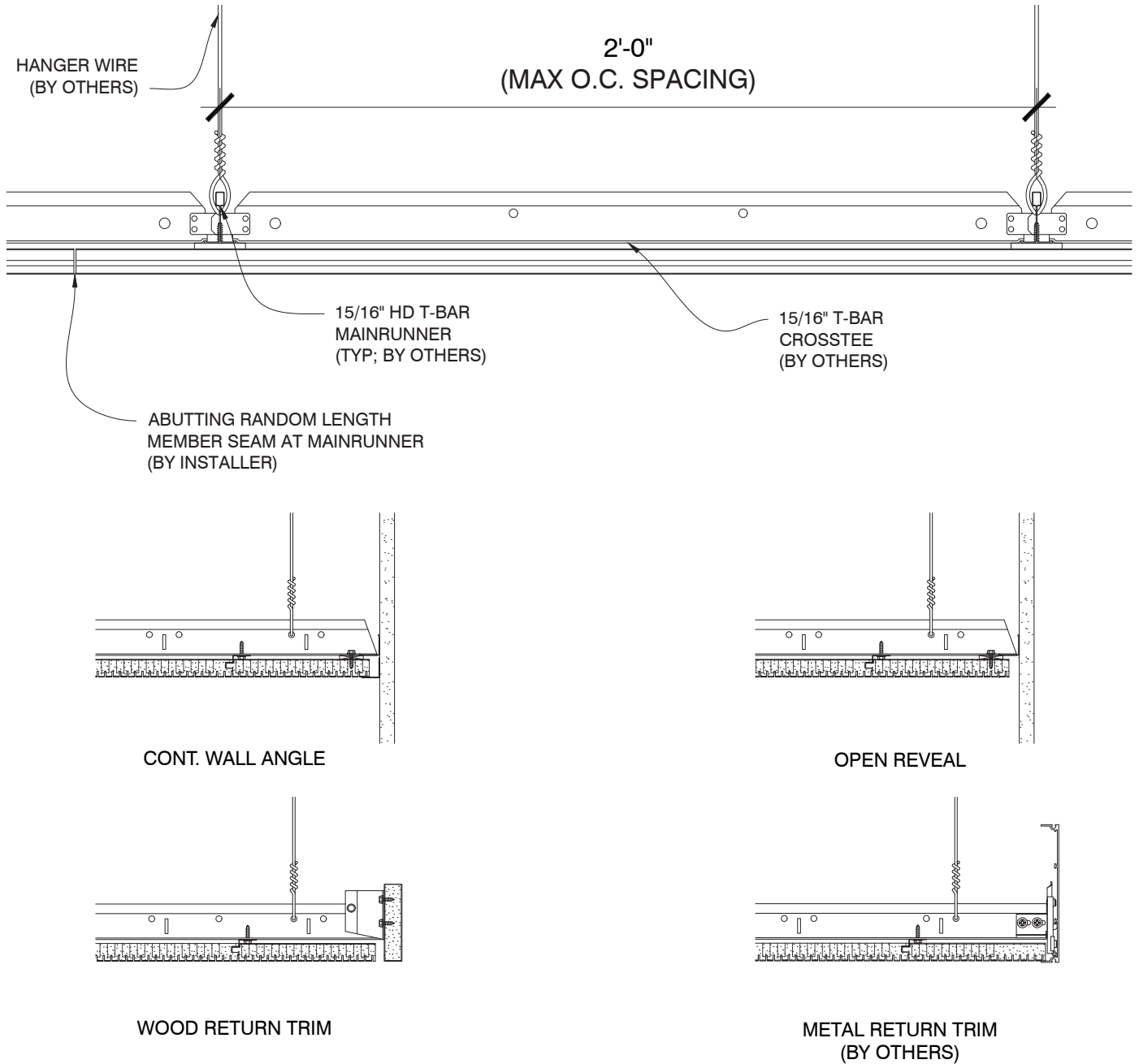
8300 Data Sheet

SERIES: 8000 WOOD WAVES

STYLE: 8300 ACOUSTIC WAVE



Perimeter Conditions and Suspension



* Radius of curve may require custom or different perimeter details than shown above